

Understanding the Relation Between Recall, Precision, F- Measure, and Summarization for RE Tools

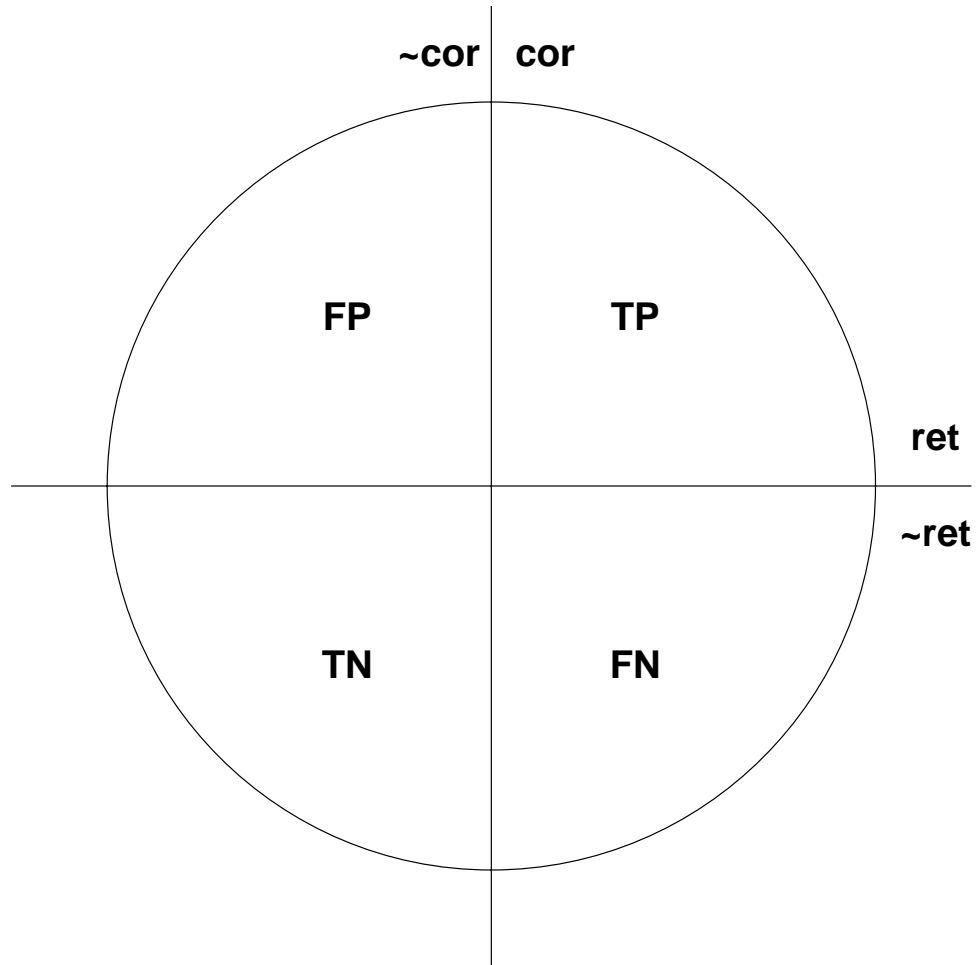
Daniel M. Berry
Cheriton School of Computer Science
University of Waterloo, Canada

Tasks Requiring Intelligence

We are talking about *tasks* requiring *intelligence* from a *human*.

The task is to find *correct answers* in a space of *answers*, some *correct* and the rest *incorrect*.

The Universe of an RE Tool

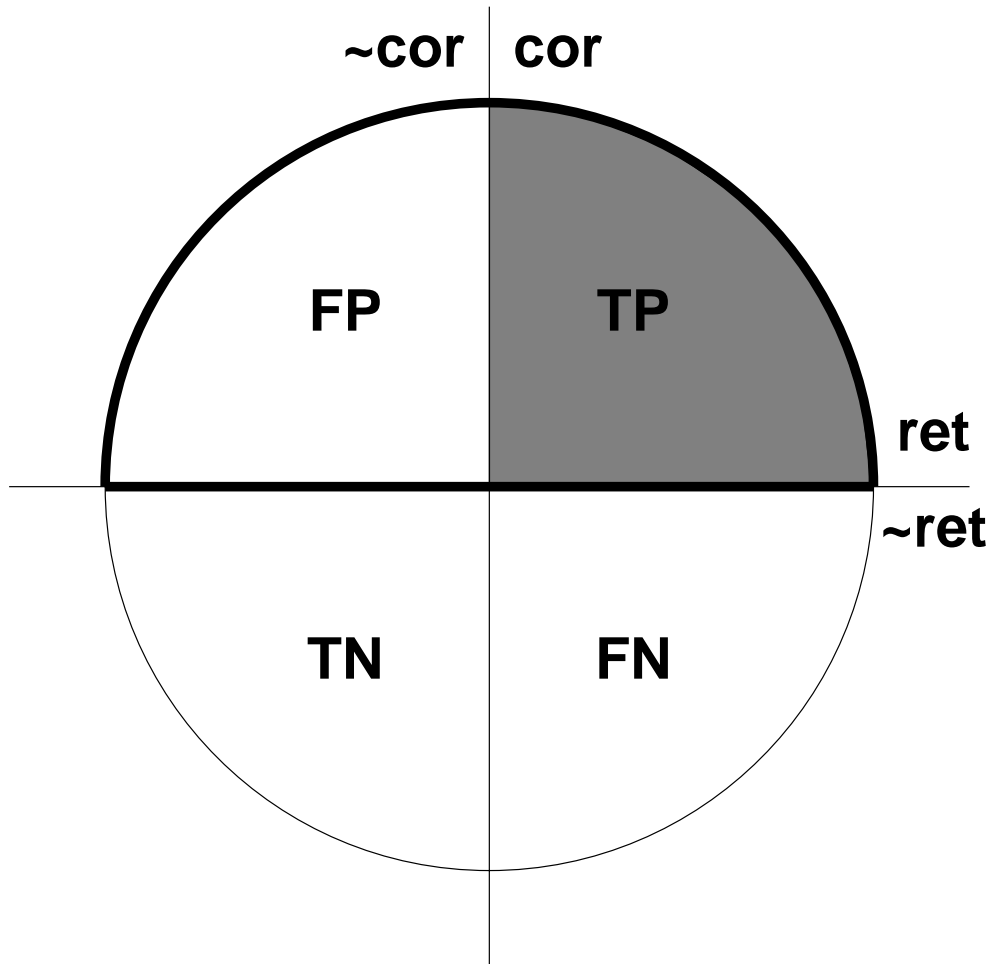


Precision

P is the percentage of the tool-returned answers that are correct.

$$\begin{aligned} P &= \frac{| \mathit{ret} \cap \mathit{cor} |}{| \mathit{ret} |} \\ &= \frac{| \mathit{TP} |}{| \mathit{FP} | + | \mathit{TP} |} \end{aligned}$$

Precision

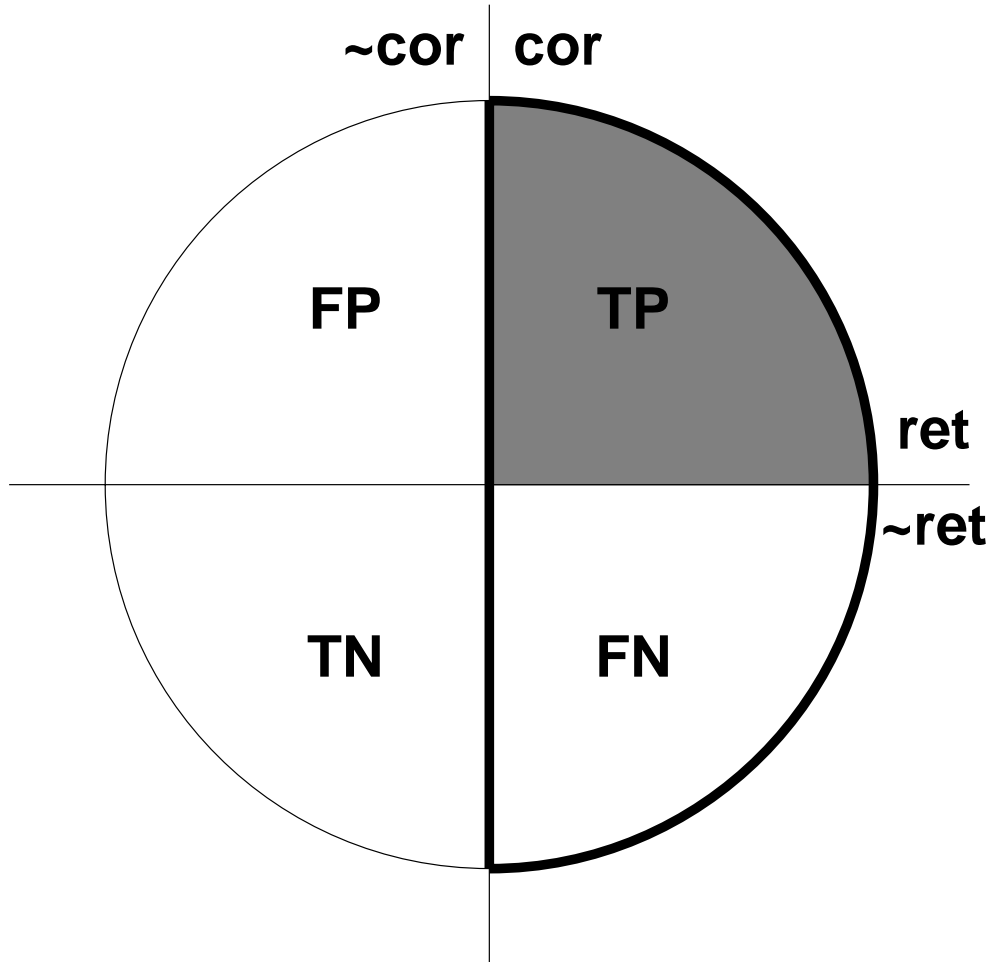


Recall

R is the percentage of the correct answers that the tool returns.

$$R = \frac{| \mathit{ret} \cap \mathit{cor} |}{| \mathit{cor} |}$$
$$= \frac{| \mathit{TP} |}{| \mathit{TP} | + | \mathit{FN} |}$$

Recall



F-Measure

F*-measure: harmonic mean of *P* and *R
(harmonic mean is the reciprocal of the arithmetic mean of the reciprocals)

Popularly used as a composite measure.

$$F = \frac{1}{\frac{\frac{1}{P} + \frac{1}{R}}{2}} = 2 \cdot \frac{P \cdot R}{P + R}$$

Weighted F -Measure

For situations in which R and P are not equally important, there is a weighted version of the F -measure:

$$F_{\beta} = (1 + \beta^2) \cdot \frac{P \cdot R}{\beta^2 \cdot P + R}$$

Here, β is the ratio by which it is desired to weight R more than P .

Note That

$$F = F_1$$

**As β grows, F_β approaches R
(and P becomes irrelevant).**

If Recall Very Very Important

Now, as $\beta \rightarrow \infty$,

$$\begin{aligned} F_{\beta} &\approx \beta^2 \cdot \frac{P \cdot R}{\beta^2 \cdot P} \\ &= \frac{\beta^2 \cdot P \cdot R}{\beta^2 \cdot P} = R \end{aligned}$$

As the weight of R goes up, the F-measure begins to approximate simply R !

If Precision Very Very Important

Then, as $\beta \rightarrow 0$,

$$F_{\beta} \approx 1 \cdot \frac{P \cdot R}{R}$$
$$= P$$

which is what we expect.

R vs *P* Tradeoff

P and *R* can usually be traded off in an IR algorithm:

- increase *R* at the cost of decreasing *P*, or
- increase *P* at the cost of decreasing *R*

Extremes of Tradeoff

Extremes of this tradeoff are:

1. tool returns all possible answers, correct and incorrect: for

$$R = 100\%, P = C,$$

$$\text{where } C = \frac{\# \text{ correctAnswers}}{\# \text{ answers}}$$

2. tool returns only one answer, a correct one: for

$$P = 100\%, R = \varepsilon,$$

$$\text{where } \varepsilon = \frac{1}{\# \text{ correctAnswers}}$$

Extremes are Useless

Extremes are useless, because in either case,

...

the entire task must be done manually on the original document in order to find *exactly* the correct answers.

100% Recall Useless?

Returning everything to get 100% R doesn't save any real work, because we still have to manually search the entire document.

This is why we are wary of claims of 100% R ... Maybe it's a case of this phenomenon!

What is missing?

Summarization

Different Summarization

The summarization I define is different from any semantics-based summarization that you may be thinking of.

I am telling you this now so that you are not surprised when I don't use it in the way you expected.

Summarization

If we can return a subdocument significantly smaller than the original ...

that contains *all* correct answers, ...

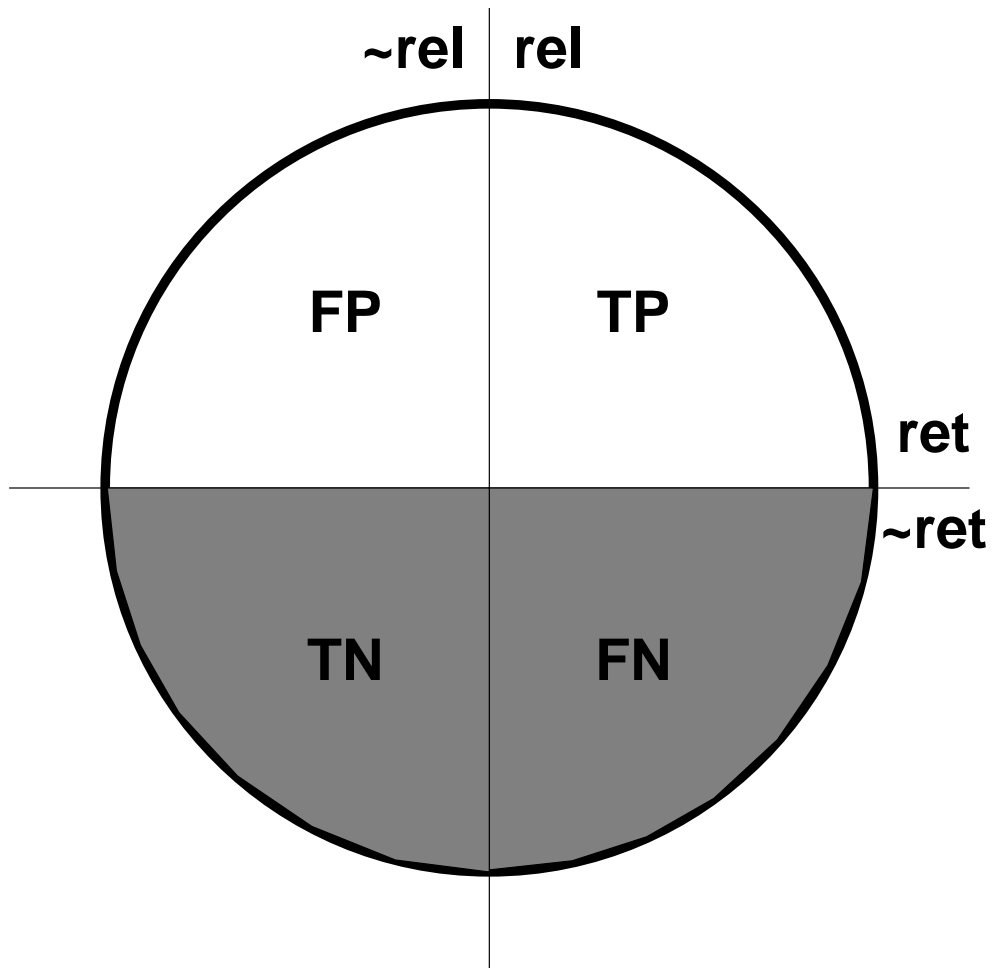
then we have saved some real work.

The *remaining* manual task will take significantly less time than the original, pre-tool-application manual task.

Summarization Measure

Summarization = fraction of the original document that is eliminated in what is returned

$$\begin{aligned} S &= \frac{|\sim ret|}{|\sim ret \cup ret|} = \frac{|\sim ret|}{|\sim rel \cup rel|} \\ &= \frac{|TN| + |FN|}{|TN| + |FN| + |TP| + |FP|} \end{aligned}$$



How to Use Summarization

If there is no escaping doing the task, and the alternative to using a tool is to do the task manually, then ...

we would *love* a tool with 100% *R* and 90% *S*.

Then we really do not care about *P*,

With high *S*, the time to vet the tool's output will be significantly smaller than the time to do the task entirely manually, *and* ...

we end up with potentially the same 100% *R*.

Historically, IR Tasks

IR field, e.g., for search engine task, values P higher than R :

Valuing P more than R

Makes sense:

Search for a Portuguese restaurant.

All you need is 1 correct answer:

$$R = \frac{1}{\# \text{ a correct Answers}}$$

**But you are *very* annoyed at having to wade through many FPs to get to the 1 correct answer, i.e.,
with low P**

NL RE Task

Very different from IR task:

- **task is hairy, and**
- **often critical to find all correct answers, for $R = 100\%$, e.g. for a safety- or security-critical CBS.**

Hairy Task

On small scale, finding a correct answer in a single document, a hairy NL RE task, ...

e.g., deciding whether a particular sentence in one RS has a defect, ...

is easy.

Hairy Task, Cont'd

However, in the context of typical large collection of large NL documents accompanying the development of a CBS, the hairy NL RE task, ...

e.g., finding in all NL RSs for the CBS, all defects, ...

some of which involve multiple sentences in multiple RSs, ...

becomes *unmanageable*.

Hairy Task, Cont'd

It is the problem of finding *all* of the *few* matching pairs of needles distributed throughout multiple haystack.

“Hairy Task”?

Theorems, i.e., verification conditions, for proving a program consistent with its formal spec, are not particularly deep, ...

involve high school algebra, ...

but are incredibly messy, even unmanageable, requiring facts from all over the program and the proofs so far ...

and require the help of a theorem proving tool.

We used to call these “hairy theorems”.

“Hairy Task”?, Cont’d

At one place I consulted, its interactive theorem prover was nicknamed “Hairy Reasoner” 😊 (with apologies to the late Harry Reasoner of ABC and CBS News)

Other more conventional words such as “complex” have their own baggage.

Hairiness Needs Tools

The very hairiness of a HT is what motivates us to develop tools to assist in performing the HT, ...

particularly when, e.g. for safety- or security-critical CBS, ...

***all* correct answers, ...**

e.g., ambiguities, defects, or traces ...

***must* be found.**

Hairiness Needs Tools, Cont'd

For such a tool, ...

R is going to be more important than P , and ...

β in F_β will be > 1

What Affects R vs. P Tradeoff?

Three partially competing factors affecting relative importance of R and P are:

- **the value of β as a ratio of two time durations,**
- **the real-life cost of a failure to find a TP, and**
- **the real-life cost of FPs.**

Value of β

**The value of β can be taken as ratio of
the time for a human to find a TP in a
document
over
the time for a human to reject a tool-
presented FP.**

**We will see how to get estimates during gold-
standard construction.**

Some Values of β

A published paper gives some β values ranging from 1.07 to 73.60 for the tasks:

- predicting app ratings, estimating user experiences, & finding feature requests from app reviews;**
- finding ambiguities; and**
- finding trace links.**

Gold Standard for T

Need a representative same document D for which a group G of humans have done T manually to obtain a list L of correct answers for T on D .

This list L is the gold standard.

L is used to measure R and P for any tool t , by comparing t 's output on D with L .

Gather Data During L 's Construction

During L 's construction, gather following data

- **average time for anyone to find any correct answer = β 's numerator,**
- **average time to decide the correctness of any potential answer = lower upper bound estimate for β 's denominator, independent of any tool's actual value,**

During L 's Construction, Con't

- **average R of any human in G , relative to final L = estimate for humanly achievable recall (HAR).**

Real-life cost of not finding a TP

For a safety-critical CBS, this cost can include loss of life.

For a security-critical CBS, this cost can include loss of data.

Real-life cost of FPs

High annoyance with a tool's many FPs can deter the tool's use.

Tool vs. Manual

Should we use a tool for a particular HT T ?

Have to compare tool's R with that of humans manually performing the T on the same documents.